

Periodic Contracts Approvals

Contracts executed or modified during the period - 8/16/2020 to 12/15/2020

	Count of Contracts	Committed this Period
Procurement Contracts > 1year	107	\$38.8M
Competitive Program Contracts > \$3M	27	\$746.0M
Non-competitive Program Contracts > \$1M	1	\$0.1M
Grand Total	135	\$784.8M

Contracts anticipated to be executed or modified during the period - 8/16/2020 to 12/15/2020

	Count of Contracts	Anticipated Amount
Procurement Contracts > 1year	35	\$9.5M
Competitive Program Contracts > \$3M	5	\$35.0M
Non-competitive Program Contracts > \$1M	2	\$1.1M
Grand Total	42	\$45.5M

NYSERDA PERIODIC CONTRACTS APPROVAL REPORT: Section 1
Summary - 8/16/2020 to 12/15/2020

Category	Report Type	Type	Count of Contracts	Committed this period
PCMT	Procurement	Competitive	81	\$36,998,947
		Discretionary	20	\$1,090,168
		Non-Competitive	6	\$700,168
	Total		107	\$38,789,283
PGRM	Procurement	Competitive	27	\$745,971,850
		Non-Competitive	1	\$50,000
	Total		28	\$746,021,850
Grand Total			135	\$784,811,133

NYSERDA PERIODIC CONTRACTS APPROVAL REPORT - 8/16/2020 to 12/15/2020

Category	Initiative	Type	Term > 1 Year	Contract ID	Contractor	Contract Description	Date	Committed this period	Committed to Date	Amt Paid this Period	Amt Paid to Date
PCMT	Air Source Heat Pumps	Competitive	Y	158961	The Cadmus Group, LLC	TWO #9 Whole House ASHP	10/01/2020	\$50,000	\$50,000		
		Discretionary	Y	153829	Owahgena Consulting, Inc.	Heat Pump Technical Assistance	04/30/2020	\$106,413	\$156,413	\$43,731	\$69,763
CI Carbon Challenge		Competitive	Y	ADH0014470	CHA Consulting Inc.	SA.019_TWO#1 - Industrial	11/20/2020	\$302,348	\$302,348		
		Competitive	Y	ADH0014874	CHA Consulting Inc.	SA.030_TWO#2 - Industrial	11/20/2020	\$179,000	\$179,000		
		Competitive	Y	ADH0014876	CHA Consulting Inc.	SA.031_TWO#3 - Industrial	11/24/2020	\$157,500	\$157,500		
		Competitive	Y	ADH0014878	CHA Consulting Inc.	SA.034_TWO#5 - Industrial	11/25/2020	\$150,142	\$150,142		
		Competitive	Y	ADH0014886	EME Consulting Engineering Group, LLC	SA.034_TWO#4 - Industrial	11/24/2020	\$154,757	\$154,757		
CI Engy Siting & Soft Cost Red		Competitive	Y	157999	Bond, Schoeneck & King, PLLC	BR-Outside Legal	09/10/2020	\$100,000	\$100,000	\$49,268	\$49,268
CLEAN TRANSPORTATION		Competitive	Y	140105	Industrial Economics, Incorporated	TWO 2 New York State Truck – V	05/09/2019	\$1,612,767	\$2,012,767	\$50,045	\$399,999
Cleantech ICC Engage		Competitive	Y	160596	Randstad North America, Inc.	Payroll Services_Innovation	11/09/2020	\$305,897	\$305,897	\$6,143	\$6,143
Cleantech Incubator		Competitive	Y	159390	Willdan Energy Solutions	SA.062a_TWO#4 Tech to Market	10/09/2020	\$328,680	\$328,680		
		Competitive	Y	161136	Randstad North America, Inc.	Payroll Services_T2M	11/19/2020	\$251,478	\$251,478		
Cleantech Startup Growth		Competitive	Y	104544A	Opinion Dynamics Corporation	RFQ3183 Umbrella Agreement	04/03/2019	\$108,669	\$422,232	\$18,697	\$133,221
Code to Zero		Competitive	Y	158886	Newport Ventures, Inc.	TWO3 Energy Code and NYStretch	09/29/2020	\$1,150,000	\$1,150,000		
Commercial Real Estate Ten		Competitive	Y	144829	Energy & Resource Solutions, Inc.	TWO 5 CEF Comm Impact_ERS	09/12/2019	\$79,920	\$503,920	\$61,865	\$96,869
		Discretionary	Y	157938	NYC Climate Action Alliance Inc.	NYC Climate Action: Energy Sol	09/09/2020	\$50,000	\$50,000		
		Discretionary	Y	158362	Environmental Defense Fund	Tenant Engagement - EDF	09/17/2020	\$49,888	\$49,888		
Empire Building Challenge		Competitive	Y	156748	Rocky Mountain Institute	Empire Bldg. Challenge - RMI	08/07/2020	\$179,007	\$179,007	\$117,077	\$117,077
ENERGY ANALYSIS		Competitive	Y	101128	ICF Resources, LLC	Tech Assist, REV Pool	07/15/2016	\$100,000	\$901,977	\$78,050	\$851,527
		Competitive	Y	135251	Industrial Economics, Incorporated	TWO 1 EE Supply Curve Analysis	12/17/2018	\$70,000	\$368,668	\$48,648	\$327,123
		Competitive	Y	152281	Energy and Environmental Economics Inc.	TWO#22 Bldg. Elec. Roadmap	03/09/2020	\$380,000	\$630,000	\$293,466	\$449,806
Environmental Research		Competitive	Y	154006	Ecology & Environment, Inc.	Owner's Engineering	05/05/2020	\$15,908	\$807,153	\$364,009	\$364,009
		Competitive	Y	154265	American Solar Grazing Association, Inc.	PON 4270 PV Site Design	05/19/2020	\$198,000	\$198,000		
		Competitive	Y	154268	DNV GL Energy USA, Inc.	PV Solar Site Design- PON 4270	05/19/2020	\$184,725	\$184,725		
		Competitive	Y	154272	Cornell University	PON 4270 PV Site Design	05/19/2020	\$199,999	\$199,999		
		Competitive	Y	154273	The Nature Conservancy	PV Site Design (PON 4270)	05/19/2020	\$198,000	\$198,000		
		Competitive	Y	154274	Tetra Tech, Inc.	PON 4270 PV Site Design	05/19/2020	\$233,000	\$233,000		
		Competitive	Y	156225	Fund for Public Health in New York, Inc.	Assessment for Energy Policy	07/27/2020	\$273,900	\$273,900		
		Competitive	Y	156226	University of Rochester	Changes in PM Composition	07/27/2020	\$548,153	\$548,153		

NYSDA PERIODIC CONTRACTS APPROVAL REPORT - 8/16/2020 to 12/15/2020

Category	Initiative	Type	Term > 1 Year	Contract ID	Contractor	Contract Description	Date	Committed this period	Committed to Date	Amt Paid this Period	Amt Paid to Date
PCMT	Environmental Research	Competitive	Y	156227	The Research Foundation for the State	Mobile Laboratory Measurements	07/27/2020	\$398,946	\$398,946		
		Competitive	Y	158363	Harrisburg University of Science and Tec	spatial and temporal variation	09/17/2020	\$349,976	\$349,976		
		Discretionary	Y	137484	University of Rochester	AQHE PON 3921	02/25/2019	\$49,057	\$49,057		
		Discretionary	Y	160006	Ithaca College	Methane emissions measurements	10/26/2020	\$49,913	\$49,913		
		Discretionary	Y	160536	The Trustees of Columbia University	methane emissions measurements	11/05/2020	\$49,743	\$49,743		
ESTOR:Consumer Education	Competitive	Y	147151	Kelliher Samets Volk	KSV TWO 31 Energy Storage	11/05/2019	\$38,150	\$70,090	\$31,928	\$50,883	
Home Perf w Energy Star	Competitive	Y	107771	CLEARresult Consulting, Inc.	Centralized Services & Support	12/08/2016	\$218,749	\$8,655,602	\$1,500,524	\$7,999,699	
	Competitive	Y	116844	CLEARresult Consulting, Inc.	Technical Support SFR	08/09/2017	\$6,588,266	\$15,758,368	\$908,516	\$8,730,929	
	Competitive	Y	161421	Allegis Group Holdings Inc	SA.070_TWO#11 - EAE PM	11/30/2020	\$403,767	\$403,767			
Housing Agencies Support	Competitive	Y	160946	Randstad North America, Inc.	Payroll Services_Multifamily	11/16/2020	\$283,920	\$283,920	\$7,862	\$7,862	
Industrial Process Effic	Competitive	Y	121104	CHA Consulting Inc.	Outreach Support	11/29/2017	\$120,000	\$1,535,060	\$97,744	\$1,306,556	
K-12 SCHOOLS	Competitive	Y	ADH0014842	TRC Energy Services	SA.026a_TWO#13 - EPE	11/19/2020	\$346,403	\$346,403			
	Competitive	Y	ADH0014877	CHA Consulting Inc.	SA.035_TWO#4 - EPE	11/20/2020	\$168,695	\$168,695			
Low-Income Forum on Energy	Non-Competiti..	Y	116343	TRC Energy Services	LIFE Implementation Services	07/26/2017	\$85,853	\$376,928	\$34,440	\$227,914	
Multifam New Construction	Competitive	Y	ADH0014941	TRC Energy Services	SA.042_TWO#17 - NCP NYC PM	12/03/2020	\$415,185	\$415,185			
Multifam Performance Pgm	Competitive	Y	117924	Willdan Energy Solutions	Staff Augmentation Services	09/06/2017	\$215,596	\$1,119,612	\$83,658	\$702,364	
	Competitive	Y	117926	TRC Energy Services	Staff Augmentation Services	09/06/2017	\$2,892,946	\$8,958,597	\$869,463	\$5,155,153	
New Construction-Commercial	Non-Competiti..	Y	158216	New Buildings Institute, Inc.	2021 Getting to 0 Forum-Legacy	09/15/2020	\$49,965	\$49,965			
	Non-Competiti..	Y	158298	Egg Geo, LLC	SUNY Heat Pump Training	09/16/2020	\$50,000	\$50,000			
NEW YORK GREEN BANK	Competitive	Y	46964	Luminate, LLC	Outside Technical and Eng. Srv	09/05/2014	\$25,000	\$80,761	\$2,328	\$57,965	
	Competitive	Y	109917	BDO USA LLP	Background Investigation Servi	02/07/2017	\$31,100	\$85,850	\$36,600	\$85,850	
	Competitive	Y	149695	Holland & Knight LLP	RFP 12 - NYGB Legal Services	12/31/2019	\$40,686	\$214,216	\$37,719	\$211,249	
	Competitive	Y	149696	Nixon Peabody LLP	RFP 12 - NYGB Legal Services	12/31/2019	\$62,810	\$62,810			
NYCH: Consumer Awareness	Competitive	Y	155231	Kelliher Samets Volk	KSV TWO 34 NYS Clean Heat	06/27/2020	\$9,500,000	\$9,500,000	\$10,200	\$10,200	
	Discretionary	Y	156845	Ellen Lutz Consulting, LLC	ClnHeatStatewideUtilityCoMktg	08/11/2020	\$200,000	\$200,000	\$18,925	\$18,925	
NYCH: LMI	Competitive	Y	159686	Vermont Energy Investment Corporation	TWO #1 LMI Electrification	10/16/2020	\$99,860	\$99,860			
NYCH: Supply Chain	Competitive	Y	143834	Allegis Group Holdings Inc	SA.054_TWO #9 - SFR PM	08/16/2019	\$102,709	\$232,634	\$45,612	\$137,165	
NYSDA ADMINISTRATION	Competitive	Y	85025	Tech Valley Talent, LLC	RFP3143 Umbrella Agreement	12/18/2015	\$372,450	\$7,929,583	\$276,355	\$6,335,897	
	Competitive	Y	133389A	Ricoh USA Inc	RFP 3919-Sitecore CMS Admin	10/06/2020	\$606,692	\$606,692	\$163,906	\$163,906	

NYSERDA PERIODIC CONTRACTS APPROVAL REPORT - 8/16/2020 to 12/15/2020

Category	Initiative	Type	Term > 1 Year	Contract ID	Contractor	Contract Description	Date	Committed this period	Committed to Date	Amt Paid this Period	Amt Paid to Date
PCMT	NYSERDA ADMINISTRATION	Competitive	Y	140703	Randstad North America, Inc.	Payroll Services_Web Ops	05/24/2019	\$48,165	\$102,188	\$16,920	\$70,284
		Competitive	Y	140704	Randstad North America, Inc.	Payroll Services	05/24/2019	\$48,165	\$104,307	\$15,820	\$69,245
		Competitive	Y	155978	Erdman Anthony & Associates, Inc.	Building 17 FlexTech Study TWO	07/20/2020	\$25,849	\$25,849	\$3,103	\$3,103
		Competitive	Y	156630	Tech Valley Talent, LLC	TWO QA Analyst - Beth Graves	08/05/2020	\$204,750	\$204,750	\$35,280	\$35,280
		Competitive	Y	158005	Kelliher Samets Volk	KSV TWO 36 Website User Exper	09/10/2020	\$16,830	\$16,830	\$9,563	\$9,563
		Competitive	Y	159169	Zones LLC	SMARTnet - Maintenance 20 - 21	10/05/2020	\$26,909	\$26,909	\$26,909	\$26,909
		Competitive	Y	159492	Verizon Wireless	Verizon Wireless Cellular Serv	10/13/2020	\$90,111	\$90,111		
		Competitive	Y	159691	CVENT, Inc.	Event Management/Virtual Event	10/19/2020	\$148,080	\$148,080	\$64,310	\$64,310
		Competitive	Y	159710	TRC Energy Services	SA.069_TWO#19 - Contracts	10/20/2020	\$292,929	\$292,929	\$1,776	\$1,776
		Competitive	Y	159904	Zones LLC	G9 HP Server Support - 20-21	10/22/2020	\$20,038	\$20,038	\$20,038	\$20,038
		Competitive	Y	160477	Info-Tech Research Group Inc.	1-yr Info-Tech Research Group	11/04/2020	\$34,458	\$34,458		
		Competitive	Y	160597	Direct Packet Inc.	Video Service Renewal – Cisco	11/09/2020	\$29,341	\$29,341		
		Competitive	Y	161424	Carahsoft Technology Corporation	Salesforce 2021 Licensing	11/30/2020	\$1,509,403	\$1,509,403		
		Competitive	Y	161628	Randstad North America, Inc.	Payroll Services_SS APM	12/04/2020	\$187,590	\$187,590		
		Discretionary	Y	156841	T-REX Group, inc.	T-Rex Analytics Platform	08/11/2020	\$40,000	\$40,000	\$20,000	\$20,000
		Discretionary	Y	157019	Bynder LLC	WebDAM Photo Library	08/14/2020	\$26,925	\$26,925	\$8,975	\$8,975
		Discretionary	Y	157311	New York State Forum for IRM	NYS Forum Membership 20 - 21	08/24/2020	\$5,000	\$5,000		
		Discretionary	Y	158873	ThunderCat Technology LLC	Atlassian Licenses - Jira	09/28/2020	\$55,965	\$55,965	\$55,965	\$55,965
		Discretionary	Y	159609	ThunderCat Technology LLC	Checkmarx - Licensing and Supp	10/15/2020	\$61,606	\$61,606	\$57,669	\$57,669
		Discretionary	Y	159901	Troy Web Consulting, LLC	Troy Web Hosting - Cloud for 1	10/22/2020	\$7,380	\$7,380		
Discretionary	Y	159970	OwnBackup Inc.	Own backupSalesforce.KeyMgt	10/23/2020	\$32,383	\$32,383				
Discretionary	Y	160202	Network Experts of New York, Inc.	Network Consulting Services	10/29/2020	\$10,860	\$10,860				
Discretionary	Y	161086	Randstad North America, Inc.	Temp Services_Marketing	11/18/2020	\$141,183	\$141,183	\$1,419	\$1,419		
Non-Competiti..	Y	157686	inMotion, Inc.	inMotion Subscription	09/02/2020	\$84,848	\$84,848	\$28,283	\$28,283		
NYSERDA Fixed Asset		Competitive	Y	160488	Network Craze Technologies	Network.Equip.NYGB.1333.NYC	11/04/2020	\$56,645	\$56,645	\$56,645	\$56,645
		Discretionary	Y	157749	Complete Cabling Solutions LLC	Complete Cabling NYGB 1333	09/03/2020	\$25,896	\$25,896	\$25,896	\$25,896
Off-Shore Wind Master Plan		Competitive	Y	104258	Sive Paget & Riesel PC	RFP 3300 & RFP 3776 Outside Co	09/27/2016	\$100,000	\$1,313,490	\$23,482	\$999,971
OREC: Technical Support		Competitive	Y	158219	Kearns & West, Inc.	Facilitation for ORECRFP20	09/15/2020	\$50,000	\$50,000		
OTHER PROGRAM AREA		Competitive	Y	106227	Essense Partners Inc.	Marketing Support for NYSERDA	11/03/2016	\$23,760	\$2,887,330	\$148,586	\$2,389,809

NYSDA PERIODIC CONTRACTS APPROVAL REPORT - 8/16/2020 to 12/15/2020

Category	Initiative	Type	Term > 1 Year	Contract ID	Contractor	Contract Description	Date	Committed this period	Committed to Date	Amt Paid this Period	Amt Paid to Date
PCMT	OTHER PROGRAM AREA	Competitive	Y	161194	NESCAUM	TWO #8 AEROMMA	11/20/2020	\$523,427	\$523,427		
	Pay for Performance	Competitive	Y	144049	Allegis Group Holdings Inc	SA.055_TWO #10 - P4P PM	08/22/2019	\$39,248	\$392,220	\$13,074	\$160,365
		Competitive	Y	160149	Randstad North America, Inc.	Payroll Services_Utility Affai	10/28/2020	\$353,613	\$353,613	\$13,390	\$13,390
		Competitive	Y	160203	Randstad North America, Inc.	Payroll Services_Utility Affai	10/30/2020	\$273,000	\$273,000	\$9,696	\$9,696
	Real Time Enrgy Management	Competitive	Y	117928	Allegis Group Holdings Inc	Staff Augmentation Services	09/06/2017	\$211,468	\$2,066,986	\$202,022	\$1,298,576
		Competitive	Y	143835	EME Consulting Engineering Group, LLC	SA.056_TWO #10 - RTEM MF	08/16/2019	\$146,463	\$335,130	\$53,244	\$185,304
	REC:CES REC System Dev Costs	Discretionary	Y	158291	Sustainable Energy Advantage, LLC	REMO Subscription	09/16/2020	\$38,000	\$38,000	\$20,000	\$20,000
	Renewable Heat NY	Competitive	Y	159676	Randstad North America, Inc.	Payroll Services_CHC	10/16/2020	\$234,000	\$234,000	\$13,500	\$13,500
	REV Campus Challenge	Competitive	Y	144828	DNV GL Energy Insights USA Inc.	TWO 8 CEF Comm Impact_DNV	09/12/2019	\$9,820	\$382,820	\$11,364	\$60,477
		Competitive	Y	154094	Sustainable Endowment Institute	GRITS Goals Development - SEI	05/11/2020	\$50,000	\$50,000	\$39,994	\$39,994
		Non-Competiti..	Y	135754A	WSP USA Corp.	Commercial Market Engagement	12/11/2020	\$204,685	\$204,685		
	Rmve Barriers Dist Enrgy Storg	Competitive	Y	159704	Wadsworth Energy LLC	TWO #2 MDIWG Support	10/20/2020	\$75,000	\$75,000	\$5,775	\$5,775
	SARATOGA TECHNOLOGY & ENER..	Competitive	Y	107762	Rosenblum Property Services, LLC	STEP Property Mgmt Services	12/07/2016	\$24,890	\$914,465	\$63,425	\$568,194
	Subscription/Data Access	Discretionary	Y	160333	ACEEE	ACEEE sponsored research	11/02/2020	\$40,000	\$40,000		
	Talent Pipeline:CE and OJT	Competitive	Y	154034	BW Research Partnership	TWO# 1 CE Industry Report	05/06/2020	\$119,205	\$359,205	\$157,905	\$157,905
	Technical Services	Competitive	Y	117927	EME Consulting Engineering Group, LLC	Staff Augmentation Services	09/06/2017	\$728,186	\$3,634,063	\$287,701	\$1,781,957
		Competitive	Y	156896	TRC Energy Services	SA.061_TWO#23 - Multifamily	08/12/2020	\$289,255	\$289,255	\$26,487	\$26,487
		Discretionary	Y	155980	Ensava, Inc.	CEA Db&Benchmark Tool Creation	07/20/2020	\$49,956	\$49,956	\$7,729	\$7,729
		Non-Competiti..	Y	157752	Cornell University	NYS CEA Database GLASE	09/03/2020	\$224,817	\$224,817		
	WEST VALLEY DEVELOPMENT PROGR..	Competitive	Y	69939	AECOM Technical Services Inc.	Environmental Monitoring Suppo	07/28/2015	\$214,592	\$2,789,019	\$112,566	\$2,303,717
	PGRM	ESTOR:Bulk Storage Incentive	Competitive	Y	153425	Stillwell Energy Storage, LLC	Bulk Storage Incentive	04/13/2020	\$4,000,000	\$4,000,000	
		Competitive	Y	153428	Groundvault Energy Storage, LLC	Bulk Storage Incentive	04/13/2020	\$5,000,000	\$5,000,000		
		Competitive	Y	153429	Cleancar Energy Storage, LLC	Bulk Storage Incentive	04/13/2020	\$6,000,000	\$6,000,000		
NY-SUN		Competitive	Y	158289	Sun Source Technologies	NY Sun	09/16/2020	\$3,375,000	\$3,375,000		
Pay for Performance		Non-Competiti..	Y	132621A	Recurve Analytics, Inc.	RFP 3901 P4P-AMV Platform	06/27/2019	\$50,000	\$1,898,836	\$36,993	\$297,548
REC:CES REC Contracts		Competitive	Y	71908A	Northland Power U.S. Projects Inc.	Ball Hill Wind Farm	11/16/2020	\$122,865,629	\$122,865,629		
		Competitive	Y	121289A	Northland Power U.S. Projects Inc.	Bluestone Wind	08/26/2020	\$174,333,640	\$174,333,640		
		Competitive	Y	134570A	Northland Power U.S. Projects Inc.	High Bridge Wind	08/24/2020	\$137,079,080	\$137,079,080		
		Competitive	Y	148788	Boralex US Energy Inc	CESRFP1_Tier 1 RECS_Bald Mtn.	12/11/2019	\$11,879,960	\$11,879,960		

NYSDA PERIODIC CONTRACTS APPROVAL REPORT - 8/16/2020 to 12/15/2020

Category	Initiative	Type	Term > 1 Year	Contract ID	Contractor	Contract Description	Date	Committed this period	Committed to Date	Amt Paid this Period	Amt Paid to Date	
PGRM	REC:CES REC Contracts	Competitive	Y	148789	Boralex US Energy Inc	CESRFP1_Tier 1 RECS_West River	12/11/2019	\$11,879,960	\$11,879,960			
		Competitive	Y	148790	Boralex US Energy Inc.	CESRFP1_Tier 1 RECS	12/11/2019	\$69,916,454	\$69,916,454			
		Competitive	Y	148791	Boralex US Energy Inc	CESRFP1_Tier 1 RECS	12/11/2019	\$16,715,860	\$16,715,860			
		Competitive	Y	148794	Martin Rd Solar LLC	CESRFP1_Tier 1 RECS	12/11/2019	\$15,282,332	\$15,282,332			
		Competitive	Y	148798	SunEast Renewables LLC	CESRFP1_Tier 1 RECS_Highview	12/11/2019	\$10,461,974	\$10,461,974			
		Competitive	Y	148799	SunEast Renewables LLC	CESRFP1_Tier 1 RECS_TableTop	12/11/2019	\$27,678,561	\$27,678,561			
		Competitive	Y	148800	SunEast Renewables LLC	CESRFP1_Tier 1 RECS_Fairway	12/11/2019	\$10,352,286	\$10,352,286			
		Competitive	Y	148801	SunEast Renewables LLC	CESRFP1_Tier 1 RECS_ValleySola	12/11/2019	\$10,646,972	\$10,646,972			
		Competitive	Y	148802	SunEast Renewables LLC	CESRFP1_Tier 1 RECS_Limestone	12/11/2019	\$10,380,223	\$10,380,223			
		Competitive	Y	148803	SunEast Renewables LLC	CESRFP1_Tier 1 RECS_FlatHill	12/11/2019	\$11,320,113	\$11,320,113			
		Competitive	Y	148804	SunEast Renewables LLC	CESRFP1_Tier 1 RECS_Grassy Kno	12/11/2019	\$11,439,204	\$11,439,204			
		Competitive	Y	148805	SunEast Renewables LLC	CESRFP1_Tier 1 RECS_Hilltop	12/11/2019	\$11,681,550	\$11,681,550			
		Competitive	Y	148806	Erie Wind LLC	CESRFP1_Tier 1 RECS	12/11/2019	\$3,421,760	\$3,421,760			
		Competitive	Y	148807	Canandaigua Power Partners LLC	CESRFP1_Tier 1 RECS	12/11/2019	\$43,104,630	\$43,104,630			
		Competitive	Y	148808	Niagara Wind Power LLC	CESRFP1_Tier 1 RECS	12/11/2019	\$6,376,580	\$6,376,580			
		Solar Plus Energy Storage	Competitive	Y	137404A	Standard Solar, Inc	NY-Sun C&I	09/23/2020	\$3,404,800	\$3,404,800		
			Competitive	Y	137405A	Standard Solar, Inc	NY-Sun C&I	09/23/2020	\$5,323,200	\$5,323,200		
Strategic Energy Manager	Competitive	Y	111309	Vermont Energy Investment Corporation	RFP 3352	03/09/2017	\$1,252,083	\$3,985,309	\$113,205	\$2,777,354		
Talent Pipeline:CE and OJT	Competitive	Y	37382	TRC Energy Services	Technical Review and Program S	11/15/2013	\$800,000	\$3,786,144	\$332,986	\$2,637,775		
Grand Total								\$784,811,133	\$843,561,850	\$7,398,470	\$50,378,202	

NYSDERDA PERIODIC CONTRACTS APPROVAL REPORT: Contractor Addresses - 8/16/2020 to 12/15/2020

Contractor	SupplierAddress	SupplierCity	SupplierState	SupplierZipCode	Business Type	WBE	MBE	SDVOB	SBE
ACEEE	529 14th St. NW, Suite 600	Washington	DC	20045	FSBE				
AECOM Technical Services Inc.	515 South Flower Street, 3rd Floor	Los Angeles	CA	90071	FSBE				
Allegis Group Holdings Inc	7301 Parkway Drive	Hanover	MD	21076	FSBE				
American Solar Grazing Association, Inc.	863 Hayts Rd.	Ithaca	NY	14850	NYSBE				
BDO USA LLP	PO Box 642743	Pittsburgh	PA	15264-2743	FSBE				
Bond, Schoeneck & King, PLLC	22 Corporate Woods Blvd., Ste 501	Albany	NY	12211-2503	NYSBE				
Boralex US Energy Inc	Bald Mountain Solar LLC	South Glens Falls	NY	12803	NYSBE				
	Sandy Creek Solar LLC	South Glens Falls	NY	12803	NYSBE				
	West River Solar LLC	South Glens Falls	NY	12803	NYSBE				
Boralex US Energy Inc.	Greens Corners Solar LLC	Albany	NY	12203	NYSBE				
BW Research Partnership	6120 Paseo Del Norte, Suite D2	Carlsbad	CA	92011	FSBE				
Bynder LLC	24 Farnsworth St., Ste 400	Boston	MA	02210	FSBE				
Canandaigua Power Partners LLC	Cohocton Wind Project	New York	NY	10281	NYSBE				
Carahsoft Technology Corporation	11493 Sunset Hills Road	Reston	VA	20190	FSBE				
CHA Consulting Inc.	3 Winners Circle	Albany	NY	12205	NYSBE				
Cleancar Energy Storage, LLC	800 Taylor Street	Durham	NC	27201	FSBE				
CLEARresult Consulting, Inc.	4301 Westbank Dr., A-150	Austin	TX	78746	FSBE				
Complete Cabling Solutions LLC	PO Box 594	Fair Lawn	NJ	07410	FSBE				
Cornell University	341 Pine Tree Road	Ithaca	NY	14850	NYSBE				
CVENT, Inc.	1765 Greensboro Station Place	Tyson's Corner	VA	22102	FSBE				
Direct Packet Inc.	909 Lake Carolyn Parkway, Suite 1800	Irving	TX	75039	FSBE				
DNV GL Energy Insights USA Inc.	1400 Ravello Drive	Katy	TX	77449	FSBE				
DNV GL Energy USA, Inc.	1400 Ravello Drive	Katy	TX	77449-5164	FSBE				
Ecology & Environment, Inc.	368 Pleasant View Dr	Lancaster	NY	14086-1397	NYSBE				
Egg Geo, LLC	2860 Scherer Drive, Suite 640	St. Petersburg	FL	33716	FSBE				
Ellen Lutz Consulting, LLC	197 Lynnebrook Lake	Philadelphia	PA	19118	FSBE				
EME Consulting Engineering Group, LLC	129 West 27th Street	New York	NY	10001	NYSBE				
Energy & Resource Solutions, Inc.	120 Water Street, Suite 350	North Andover	MA	01845	FSBE				
Energy and Environmental Economics Inc.	2401 E Katella Ave.	Anaheim	CA	92806	FSBE				
Ensave, Inc.	65 Millett Street, Suite #105	Richmond	VT	05477	FSBE				

NYSERDA PERIODIC CONTRACTS APPROVAL REPORT: Contractor Addresses - 8/16/2020 to 12/15/2020

Contractor	SupplierAddress	SupplierCity	SupplierState	SupplierZipCode	Business Type	WBE	MBE	SDVOB	SBE
Environmental Defense Fund	257 Park Avenue South	New York	NY	10010	NYSBE				
Erdman Anthony & Associates, Inc.	145 Culver Road, Suite 200	Rochester	NY	14620	NYSBE				
Erie Wind LLC	Steel Winds Wind Farm 2	New York	NY	10281	NYSBE				
Essense Partners Inc.	216 East 45th St., 11th Floor	New York	NY	10017	NYSBE	X	X		
Fund for Public Health in New York, Inc.	22 Cortlandt Street, 11th Floor Suite 1103	New York	NY	10007	NYSBE				
Groundvault Energy Storage, LLC	800 Taylor Street	Durham	NC	27201	FSBE				
Harrisburg University of Science and Tec	326 Market Street	Harrisburg	PA	17101	FSBE				
Holland & Knight LLP	PO Box 864084	Orlando	FL	32886	FSBE				
ICF Resources, LLC	9300 Lee Highway	Fairfax	VA	22031	FSBE				
Industrial Economics, Incorporated	2067 Massachusetts Avenue	Cambridge	MA	02140	FSBE				
Info-Tech Research Group Inc.	3960 Howard Hughes Parkwa	Las Vegas	NV	89169	FSBE				
inMotion, Inc.	PO Box 744276	Atlanta	GA	30384-4276	FSBE				
Ithaca College	953 Danby Rd	Ithaca	NY	14850-7002	NYSBE				
Kearns & West, Inc.	1990 K Street Inc	Washington	DC	20006	FSBE				
Kelliher Samets Volk	212 Battery Street	Burlington	VT	05401	FSBE				
Luminate, LLC	1801 Broadway, Ste 1620	Denver	CO	80202	FSBE				
Martin Rd Solar LLC	c/o MAP Energy LLC	Palo Alto	CA	94306	FSBE				
NESCAUM	89 South Street	Boston	MA	02111	FSBE				
Network Craze Technologies	7037 Fly Rd.	East Syracuse	NY	13057	NYSBE				
Network Experts of New York, Inc.	407 Vesper Court	Slingerlands	NY	12159	NYSBE	X	X		
New Buildings Institute, Inc.	623 SW Oak Street	Portland	OR	97205	FSBE				
New York State Forum for IRM	24 Aviation Rd., Suite 206	Albany	NY	12205	NYSBE				
Newport Ventures, Inc.	22 Jay St	Schenectady	NY	12305-1917	NYSBE				
Niagara Wind Power LLC	Steel Winds Wind Farm	New York	NY	10281	NYSBE				
Nixon Peabody LLP	1300 Clinton Square	Rochester	NY	14604	NYSBE				
Northland Power U.S. Projects Inc.	Ball Hill Wind Energy, LLC	Houston	TX	77002	FSBE				
	Bluestone Wind, LLC	Houston	TX	07702	FSBE				
	High Bridge Wind, LLC	Houston	TX	07702	FSBE				
NYC Climate Action Alliance Inc.	560 Lexington Ave	New York	NY	10022	NYSBE				
Opinion Dynamics Corporation	1000 Winter St	Waltham	MA	02451	FSBE				

NYSERDA PERIODIC CONTRACTS APPROVAL REPORT: Contractor Addresses - 8/16/2020 to 12/15/2020

Contractor	SupplierAddress	SupplierCity	SupplierState	SupplierZipCode	Business Type	WBE	MBE	SDVOB	SBE
Owahgena Consulting, Inc.	1883 Ballina Road	Cazenovia	NY	13035	NYSBE				
OwnBackup Inc.	940 Sylvan Ave FL 1	Englewood Cliffs	NJ	07632	FSBE				
Randstad North America, Inc.	PO Box 2084	Carol Stream	IL	60132-2084	FSBE	X			
Recurve Analytics, Inc.	364 Ridgewood Ave	Mill Valley	CA	94941	FSBE				
Ricoh USA Inc	300 Eagleview Boulevard Suite 200	Exton	PA	19341	FSBE				
Rocky Mountain Institute	2490 Junction Place, Suite 200	Boulder	CO	80301	FSBE				
Rosenblum Property Services, LLC	PO Box 38070	Albany	NY	12203	NYSBE				
Sive Paget & Riesel PC	560 Lexington Ave., Floor 15	New York	NY	10022-1994	NYSBE				
Standard Solar, Inc	1355 Piccard Dr, Suite 300	Rockville	MD	20850	FSBE				
Stillwell Energy Storage, LLC	800 Taylor Street	Durham	NC	27201	FSBE				
Sun Source Technologies	4 Cherry Hill Rd	New Paltz	NY	12561	NYSBE				
SunEast Renewables LLC	d/b/a SunEast Fairways Solar LLC	Malvern	PA	19355	FSBE				
	d/b/a SunEast Flat Hill Solar LLC	Malvern	PA	19355	FSBE				
	d/b/a SunEast Grassy Knoll LLC	Malvern	PA	19355	FSBE				
	d/b/a SunEast Highview Solar LLC	Malvern	PA	19355	FSBE				
	d/b/a SunEast Hilltop Solar LLC	Malvern	PA	19355	FSBE				
	d/b/a SunEast Limestone Solar LLC	Malvern	PA	19355	FSBE				
	d/b/a SunEast Tapletop Solar LLC	Malvern	PA	19355	FSBE				
	d/b/a SunEast Valley Solar LLC	Malvern	PA	19355	FSBE				
Sustainable Endowment Institute	50 Milk Street, 15th Floor	Boston	MA	02109	FSBE				
Sustainable Energy Advantage, LLC	161 Worcester Rd., Ste 503	Framingham	MA	01701	FSBE				
T-REX Group, inc.	44 Wall St	New York	NY	10005	NYSBE				
Tech Valley Talent, LLC	PO Box 935587	Atlanta	GA	31193-5587	FSBE	X			
Tetra Tech, Inc.	6410 Enterprise Lane	Madison	WI	53719	FSBE				
The Cadmus Group, LLC	100 5th Ave., Ste 100	Waltham	MA	02451	FSBE				
The Nature Conservancy	250 Lawrence Hill Rd	Cold Springs Harbor	NY	11724	NYSBE				
The Research Foundation for the State	SUNY-ESF, ESF Outreach	Syracuse	NY	13210	NYSBE				
The Trustees of Columbia University	1210 Amsterdam Ave	New York	NY	10027-7003	NYSBE				
ThunderCat Technology LLC	1925 Isaac Newton Square	Reston	VA	20190	FSBE			X	
TRC Energy Services	21 Griffin Rd North	Windsor	CT	06095	FSBE				

NYSDERDA PERIODIC CONTRACTS APPROVAL REPORT: Contractor Addresses - 8/16/2020 to 12/15/2020

Contractor	SupplierAddress	SupplierCity	SupplierState	SupplierZipCode	Business Type	WBE	MBE	SDVOB	SBE
Troy Web Consulting, LLC	21 Westover Rd.	Troy	NY	12180	NYSBE				
University of Rochester	515 Hylan Building	Rochester	NY	14627	NYSBE				
Verizon Wireless	PO Box 408	Newark	NJ	07101-0489	FSBE				
Vermont Energy Investment Corporation	20 Winooski Falls Way	Winooski	VT	05404	FSBE				
Wadsworth Energy LLC	16378 Viansa Way, Unit 302	Naples	FL	34110	FSBE				
Willdan Energy Solutions	Wall Street Plaza	New York	NY	10005	NYSBE				
WSP USA Corp.	One Penn Plaza	New York	NY	10119	NYSBE				
Zones LLC	1102 15th St. SW. STE 102	Auburn	WA	98001	FSBE				

NYSERDA PERIODIC CONTRACTS APPROVAL REPORT: Anticipated Contracts - 8/16/2020 to 12/15/2020

Category	Type	Term > 1 Year	Contract ID	Contractor	Contract Description	Reason	Date	Anticipated Amount	Total Contract Amount
PCMT	Competitive	Y	30191	Abt Associates Inc.	Flex Energy Tech Analysis 2	Added New Tasks	11/09/2012	\$100,000	\$970,943
	Competitive	Y	46964	Luminate, LLC	Outside Technical and Eng. Srv	Added New Tasks	09/05/2014	\$35,000	\$115,761
	Competitive	Y	85025	Tech Valley Talent, LLC	RFP3143 Umbrella Agreement	Added New Tasks	12/18/2015	\$81,938	\$8,011,520
	Competitive	Y	107299	CLEAResult Consulting, Inc.	Phone Email & Web Support	Added New Tasks	11/28/2016	\$123,078	\$636,280
	Competitive	Y	107762	Rosenblum Property Services, LLC	STEP Property Mgmt Services	Added New Tasks	12/07/2016	\$24,600	\$939,065
	Competitive	Y	107771	CLEAResult Consulting, Inc.	Centralized Services & Support	Added New Tasks	12/08/2016	\$506,035	\$9,161,637
	Competitive	Y	117926	TRC Energy Services	Staff Augmentation Services	Added New Tasks	09/06/2017	\$1,734,434	\$10,693,031
	Competitive	Y	118163	D.L. English Consulting, Inc.	Indian Point Consultant	Added New Tasks	09/13/2017	\$50,000	\$406,475
	Competitive	Y	127557	Frontier Energy, Inc.	3695 TWO Umbrella Agreement	Exercising Option to Renew	06/04/2018	\$100,000	\$700,000
	Competitive	Y	134906	New York Power Authority,	RTEM Data Store	New Agreement	12/07/2018	\$1,500,000	\$1,500,000
	Competitive	Y	137240	EME Consulting Engineering Group, LLC	SA.038A_TWO #7 - New Con	Added New Tasks	02/19/2019	\$268,938	\$798,543
	Competitive	Y	155547	Green Light New York, Inc.	Energy Efficiency Training TWO	Added New Tasks	07/08/2020	\$150,000	\$579,822
	Competitive	Y	155706	Joseph R Chimera	Ops and Maintenance	Added New Tasks	07/13/2020	\$800,000	\$1,500,000
	Competitive	Y	156228	The Research Foundation for the State	Low-Cost AQ Sensors	New Agreement	07/27/2020	\$544,569	\$544,569
	Competitive	Y	161130	The Cadmus Group, LLC	TWO #10 Climate Facilitation	New Agreement	11/19/2020	\$925,672	\$925,672
	Competitive	Y	161199	New Buildings Institute, Inc.	TWO #2 Bldg Elec Roadmap Writi	New Agreement	11/23/2020	\$250,000	\$250,000
	Competitive	Y	161828	Gartner Inc.	Gartner 2021	New Agreement	12/09/2020	\$39,164	\$39,164
	Competitive	Y	161831	BW Research Partnership	TWO# 2 JTWG Jobs Study	New Agreement	12/10/2020	\$300,000	\$300,000
	Competitive	Y	161973	Randstad North America, Inc.	PS.038_NYGB Analyst	Added New Tasks	12/14/2020	\$199,095	\$199,095
	Competitive	Y	162057	American Society of Heating,Refrigeratin	ASHRAE - EPE Team Support TWO	New Agreement	12/15/2020	\$105,000	\$105,000
	Competitive	Y	ADH0014924	TRC Energy Services	SA.041_TWO#14 - NCP PM	New Agreement	11/30/2020	\$419,522	\$419,522
	Discretionary	Y	124007	Concur Technologies, Inc.	2018-2020 Concur annual cost	New Agreement	03/01/2018	\$40,000	\$79,700
	Discretionary	Y	138377	Proenergy Consulting LLC	NEW YORK GREEN BANK	Added New Tasks	03/27/2019	\$60,000	\$160,000
	Discretionary	Y	141211	Honeywell International Inc.	SQA HPwES/EmPower in LI	New Agreement	06/10/2019	\$25,000	\$50,000
	Discretionary	Y	151289	USGS National Center MS270	Biological Recovery	New Agreement	02/12/2020	\$49,600	\$49,600
	Discretionary	Y	159163	Allison van Hee	Contractor to NY Green Bank	New Agreement	10/05/2020	\$50,000	\$50,000
	Discretionary	Y	161238	Walter Snyder Printer, Inc.	External Program Printing	New Agreement	11/24/2020	\$30,000	\$30,000
	Discretionary	Y	161240	Benchmark Printing, Inc.	External Program Printing	New Agreement	11/24/2020	\$8,000	\$8,000
	Discretionary	Y	161296	Fort Orange Press Incorporated	Program External Printing	New Agreement	11/24/2020	\$5,000	\$5,000
	Discretionary	Y	161298	Northco Products, Inc.	Program External Printing	New Agreement	11/24/2020	\$12,000	\$12,000
Discretionary	Y	161301	Dowd-Witbeck Printing Corp.	Program External Printing	New Agreement	11/24/2020	\$12,000	\$12,000	
Discretionary	Y	161970	Caroline Hazard	SFR Consulting Project Support	New Agreement	12/11/2020	\$350,000	\$350,000	

NYSERDA PERIODIC CONTRACTS APPROVAL REPORT: Anticipated Contracts - 8/16/2020 to 12/15/2020

Category	Type	Term > 1 Year	Contract ID	Contractor	Contract Description	Reason	Date	Anticipated Amount	Total Contract Amount
PCMT	Discretionary	Y	161974	Low-Level Radioactive Waste Forum, Inc.	LLRW Forum Membership Fee 2021	New Agreement	12/14/2020	\$5,000	\$5,000
	Discretionary	Y	162054	HPDC Energy LLC	Affordable housing strategy	New Agreement	12/15/2020	\$499,920	\$499,920
	Discretionary	Y	162058	Tech Valley Talent, LLC	SecureAuth Renewal 2021-2022	New Agreement	12/15/2020	\$41,949	\$41,949
PGRM	Competitive	Y	37382	TRC Energy Services	Technical Review and Program S	Exercising Option to Renew	11/15/2013	\$113,425	\$3,899,569
	Competitive	Y	122285B	Sky High Solar, LLC	RESRFP17-1	Change in Contact Terms	12/15/2020	\$22,362,290	\$22,362,290
	Competitive	Y	129293	Consolidated Edison Company	P4P Con Ed MOU and NDA	New Agreement	07/26/2018	\$8,106,666	\$8,106,666
	Competitive	Y	135614	L&S Energy Services, Inc.	L&S GJGNY Energy Audits	Added New Tasks	12/28/2018	\$1,100,331	\$3,505,981
	Competitive	Y	156059	Abundant Solar Power Inc.	NY Sun	Added New Tasks	07/22/2020	\$3,288,740	\$3,288,740
	Non-Competitive	Y	110474	Long Island High Technology Incubator	PON3413 Clean Energy Incubator	Extend Contract Term	02/17/2017	\$300,000	\$1,800,000
	Non-Competitive	Y	124254	Launch New York, Inc.	Launch NY ECO Incubator	Extend Contract Term	03/09/2018	\$800,000	\$2,600,000
Grand Total								\$45,516,966	\$85,712,515

NYSERDA PERIODIC CONTRACTS APPROVAL REPORT: Section 1
Summary - 8/16/2020 to 12/15/2020

Category	Report Type	Type	Count of Contracts	Committed this period
PGRM	Program	Competitive	969	\$994,333,253
		Discretionary	9	\$582,007
		Non-Competitive	5	\$1,272,986
Total			983	\$996,188,246
Grand Total			983	\$996,188,246

Section 1 Summary - Percentages

% Contract Counts Competitively

% of \$Committed this period Competitively

99.49%	99.87%
--------	--------

NYSERDA PERIODIC PROGRAM REPORT

8/16/2020 to 12/15/2020

Table: All Market Focus Committed this Period

MarketFocus	Count of Contracts	Committed this period
Non-CEF	2	\$131,724
Agriculture	4	\$18,914
Anaerobic Digesters	5	\$1,583,450
Building Innovation	4	\$1,296,694
Clean Heating and Cooling	11	\$1,761,978
Clean Trans (Innov & Research)	43	\$7,563,643
Codes	3	\$73,354
Combined Heat & Power	3	\$1,571,026
Commercial	139	\$14,033,005
Communities and Local Governme	9	\$4,533,159
Energy & EnvironmentalAnalysis	1	\$44,000
Energy Storage	103	\$51,809,687
Energy-RItd Environmental Res	3	\$657,681
Evaluation	1	\$50,000
Green Jobs-Green NY	1	\$200,000
Grid Modernization	5	\$1,389,926
Industrial	26	\$6,913,473
Innovation	3	\$610,136
Large Scale Renewables	33	\$718,332,051
LMI	74	\$11,813,443
Low Income	1	\$50,061

NYSERDA PERIODIC PROGRAM REPORT

8/16/2020 to 12/15/2020

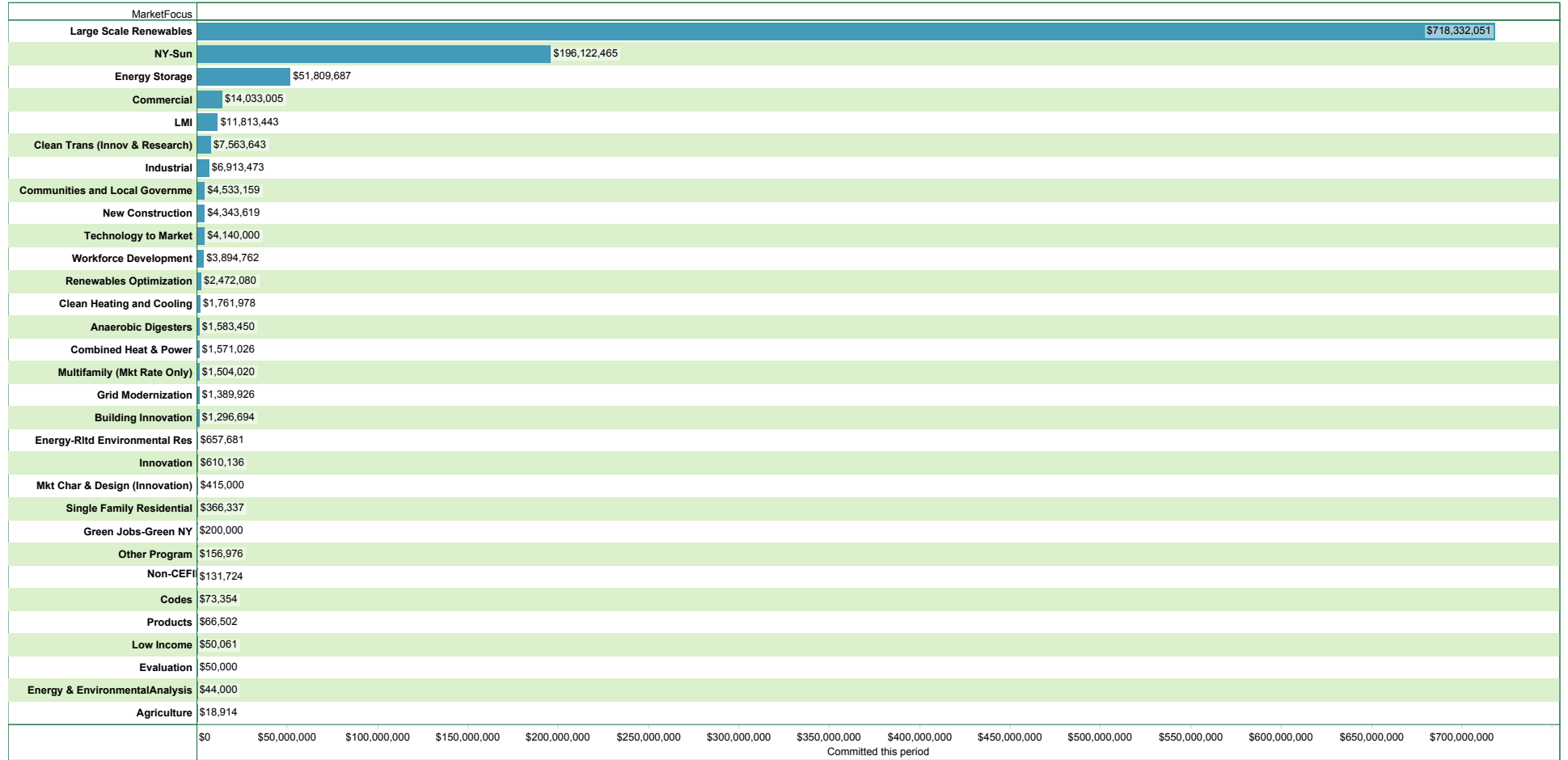
Table: All Market Focus Committed this Period

MarketFocus	Count of Contracts	Committed this period
Mkt Char & Design (Innovation)	5	\$415,000
Multifamily (Mkt Rate Only)	53	\$1,504,020
New Construction	39	\$4,343,619
NY-Sun	506	\$196,122,465
Other Program	1	\$156,976
Products	2	\$66,502
Renewables Optimization	3	\$2,472,080
Single Family Residential	3	\$366,337
Technology to Market	10	\$4,140,000
Workforce Development	123	\$3,894,762
Grand Total	1,219	\$1,037,919,166

NYSERDA PERIODIC PROGRAM REPORT

8/16/2020 to 12/15/2020

Graph: All Market Focus Committed this Period



NYSDERDA PERIODIC PROGRAM REPORT
8/16/2020 to 12/15/2020
Table: By REDC Region and County

REDC Region	County	Count of Contracts	Committed this period
Capital Region	Albany	30	\$52,995,989
	Columbia	13	\$3,811,098
	Greene	8	\$1,161,110
	Rensselaer	12	\$20,248,577
	Saratoga	19	\$17,883,713
	Schenectady	3	\$1,438,725
	Warren	5	\$164,265
	Washington	8	\$20,117,218
	Total	98	\$117,820,695
Central New York	Cayuga	8	\$2,608,279
	Cortland	5	\$4,195,511
	Madison	10	\$11,509,290
	Onondaga	38	\$15,898,301
	Oswego	5	\$1,939,396
	Total	66	\$36,150,777
Finger Lakes	Genesee	2	\$58,184
	Livingston	17	\$12,476,345
	Monroe	48	\$7,785,260
	Ontario	15	\$3,387,383
	Orleans	4	\$516,663
	Seneca	8	\$3,358,123

NYSERDA PERIODIC PROGRAM REPORT
8/16/2020 to 12/15/2020
Table: By REDC Region and County

REDC Region	County	Count of Contracts	Committed this period
Finger Lakes	Wayne	10	\$743,613
	Wyoming	3	\$10,470,588
	Yates	2	\$2,282,938
	Total	109	\$41,079,098
Long Island	Nassau	47	\$1,277,290
	Suffolk	53	\$1,258,453
	Total	100	\$2,535,743
Mid-Hudson	Dutchess	29	\$1,181,660
	Orange	27	\$6,685,050
	Putnam	12	\$721,204
	Rockland	20	\$903,589
	Sullivan	4	\$24,507
	Ulster	24	\$1,794,422
	Westchester	79	\$16,926,129
	Total	195	\$28,236,561
Mohawk Valley	Fulton	2	\$248,609
	Herkimer	2	\$22,759,317
	Montgomery	8	\$44,792,558
	Oneida	32	\$2,408,581
	Otsego	4	\$42,594
	Schoharie	3	\$18,567

NYSERDA PERIODIC PROGRAM REPORT
8/16/2020 to 12/15/2020
Table: By REDC Region and County

REDC Region	County	Count of Contracts	Committed this period
Mohawk Valley	Total	51	\$70,270,226
New York City	Bronx	57	\$4,553,070
	Kings	73	\$12,666,127
	New York	131	\$14,644,570
	Queens	46	\$7,679,768
	Richmond	9	\$12,977,308
	Total	316	\$52,520,843
North Country	Clinton	4	\$1,015,894
	Essex	6	\$43,172
	Franklin	3	\$2,261,689
	Jefferson	21	\$101,740,882
	Lewis	6	\$7,177,489
	St. Lawrence	12	\$21,663,851
	Total	52	\$133,902,976
Southern Tier	Broome	9	\$174,412,880
	Chemung	13	\$930,011
	Chenango	4	\$137,993,496
	Steuben	5	\$960,330
	Tioga	4	\$15,039,879
	Tompkins	18	\$2,932,672
	Total	53	\$332,269,268

NYSERDA PERIODIC PROGRAM REPORT
8/16/2020 to 12/15/2020
Table: By REDC Region and County

REDC Region	County	Count of Contracts	Committed this period
Statewide	STATEWIDE	107	\$53,924,887
	Total	107	\$53,924,887
Western New York	Allegany	9	\$8,530,736
	Cattaraugus	10	\$146,439,398
	Chautauqua	9	\$1,837,209
	Erie	21	\$4,200,215
	Niagara	17	\$8,200,533
	Total	66	\$169,208,091
Grand Total		1,213	\$1,037,919,166

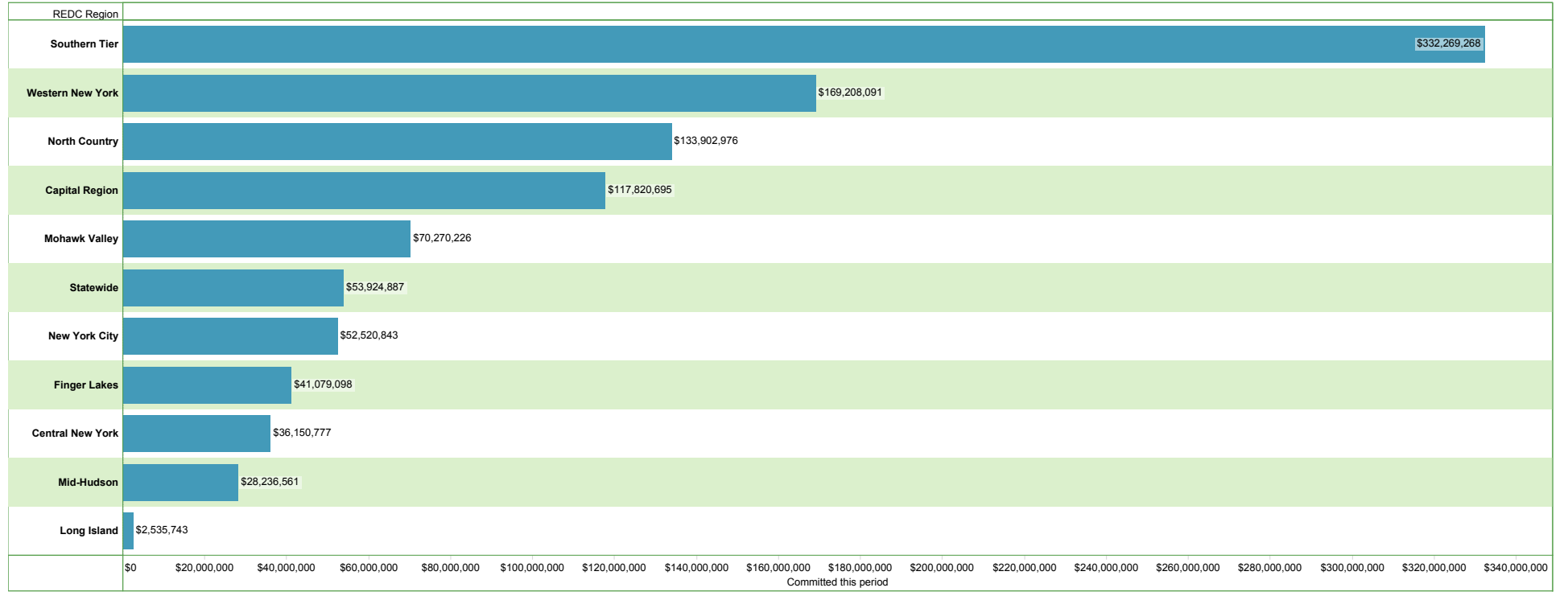
NYSDERDA PERIODIC PROGRAM REPORT
8/16/2020 to 12/15/2020
Table: By Electric Utility

Electric Utility	Count of Contracts	Committed this period
Central Hudson Gas and Electric	76	\$7,691,267
Consolidated Edison	385	\$69,378,767
Long Island Power Authority	101	\$2,572,493
Municipal Utilities	5	\$3,046,278
National Grid	314	\$410,050,178
NYS Electric and Gas	118	\$475,248,805
Orange and Rockland Utilities	40	\$4,093,124
Rochester Gas and Electric	63	\$11,913,369
Statewide	107	\$53,924,887
Grand Total	1,210	\$1,037,919,166


NYSDERDA PERIODIC PROGRAM REPORT

8/16/2020 to 12/15/2020

Graph: By REDC Region



NYSERDA PERIODIC PROGRAM REPORT
8/16/2020 to 12/15/2020

Committed this period
19K  20,000K

