

NYSERDA PERIODIC CONTRACTS APPROVAL REPORT: Section 1
Summary - 12/16/2018 to 3/15/2019

Category	Report Type	Type	Count of Contracts	Committed this period
PCMT	Procurement	Competitive	45	\$14,367,549
		Discretionary	13	\$526,601
	Total		58	\$14,894,150
PGRM	Procurement	Competitive	6	\$514,634,348
	Total		6	\$514,634,348
Grand Total			64	\$529,528,498

Section 1 Summary - Percentages

% Contract Counts Competitively

% of \$Committed this period Competitively

100.00%	100.00%
---------	---------

NYSERDA PERIODIC CONTRACTS APPROVAL REPORT - 12/16/2018 to 3/15/2019

Category	Initiative	Type	Term > 1 Year	Contract ID	Contractor	Contract Description	Date	Committed this period	Committed to Date	Amt Paid this Period	Amt Paid to Date
PCMT	>200KW PV	Competitive	Y	104259	Hodgson Russ LLP	RFP 3300 & RFP 3776 Outside Co	09/27/2016	\$50,000	\$280,000	\$515	\$17,851
	AGRICULTURE ENERGY EFFICIENCY	Competitive	Y	35743	Ensave, Inc.	AEEP Implementation Contractor	09/26/2013	\$1,092,660	\$4,217,605	\$101,936	\$3,091,056
	CI Engy Siting & Soft Cost Red	Competitive	Y	101044	Arcadis of New York, Inc.	Large Scales Renewables Techni	07/15/2016	\$43,500	\$632,727	\$9,304	\$120,559
	Code to Zero	Competitive	Y	104542	The Cadmus Group, LLC	RFQ3183 Umbrella Agreement	10/05/2016	\$491,512	\$1,577,229	\$11,939	\$812,977
	Commercial Market Mapping	Competitive	Y	136264	Meister Consultants Group, Inc.	NYSERDA-Utility Collaboration	01/18/2019	\$200,000	\$200,000		
	ENERGY ANALYSIS	Competitive	Y	135251	Industrial Economics, Incorporated	EE Supply Curve Analysis	12/17/2018	\$249,668	\$249,668	\$20,782	\$20,782
	Environmental Research	Discretionary	Y	134909	Praveen Amar	Amar ENV Rsch Science Advisor	12/07/2018	\$45,000	\$45,000	\$16,718	\$16,718
	Eval MDCDC EE Master Soft Cost	Competitive	Y	137083	The Cadmus Group, LLC	TWO#4 Soft Cost study	02/12/2019	\$614,886	\$614,886		
	EVALUATION	Competitive	Y	104536A	DNV GL Energy Insights USA Inc.	RFQ 3183 KEMA, Inc	01/18/2019	\$2,215,928	\$2,215,928	\$275,273	\$275,273
		Competitive	Y	123365	Energetics, Incorporated	RFQL3685 Round 1	02/13/2018	\$7,605	\$65,281	\$21,016	\$50,309
		Discretionary	Y	136265	The Cadmus Group, LLC	EVALUATION	01/18/2019	\$50,000	\$50,000		
	EXISTING FACILITIES	Competitive	Y	135071	Bergmann Associates	TWO_EFP/DMP_QA/QC	12/12/2018	\$17,600	\$17,600		
	FLEXIBLE TECHNICAL ASSISTANCE	Competitive	Y	37376	L&S Energy Services, Inc.	Technical Review and Program S	11/15/2013	\$3,816	\$1,326,767	\$6,516	\$1,296,777
	Home Perf w Energy Star	Competitive	Y	107771	CLEAResult Consulting, Inc.	Centralized Services & Support	12/08/2016	\$2,243,481	\$6,259,169	\$919,311	\$2,979,326
	Industrial Process Effic	Competitive	Y	121104	CHA Consulting Inc.	Outreach Support	11/29/2017	\$19,000	\$1,211,500	\$198,351	\$769,100
	INDUSTRIAL PROCESS EFFICIENCY	Competitive	Y	117925	CHA Consulting Inc.	Staff Augmentation Services	09/06/2017	\$391,833	\$953,246	\$69,230	\$115,646
	K-12 SCHOOLS	Competitive	Y	117926	TRC Energy Services	Staff Augmentation Services	09/06/2017	\$1,531,861	\$4,819,057	\$416,979	\$1,136,004
	Multifam Performance Pgm	Competitive	Y	117924	Willdan Energy Solutions	Staff Augmentation Services	09/06/2017	\$150,230	\$457,559	\$56,082	\$205,554
	NEW YORK GREEN BANK	Competitive	Y	39066	Nixon Peabody LLP	Green Bank Outside Legal Serv.	01/21/2014	\$21,105	\$771,880	\$17,217	\$486,715
		Competitive	Y	39069	Loeb & Loeb LLP	Green Bank Outside Legal Couns	01/21/2014	\$4,851	\$583,634	\$4,851	\$583,634
		Competitive	Y	46963	Navigant Consulting Inc.	Outside Technical and Eng. Srv	09/05/2014	\$175,774	\$376,587	\$43,749	\$181,514
	NY-SUN	Competitive	Y	117927	EME Consulting Engineering Group, LLC	Staff Augmentation Services	09/06/2017	\$919,403	\$2,905,878	\$211,131	\$366,953
	NYSERDA ADMINISTRATION	Competitive	Y	85025	Tech Valley Talent, LLC	RFP3143 Umbrella Agreement	12/18/2015	\$6,000	\$6,176,870	\$324,061	\$4,511,432
		Competitive	Y	96514	Randstad North America, Inc.	Temp Services Contract.	04/21/2016	\$201,000	\$2,633,826	\$124,967	\$2,155,165
		Competitive	Y	134907	SHI, Inc.	ADA-Compliance Subscription	12/07/2018	\$15,544	\$15,544	\$15,544	\$15,544
		Competitive	Y	135247	Oracle America, Inc.	Peoplesoft -Oracle 2019 - 2020	12/17/2018	\$53,598	\$53,598		
		Competitive	Y	136369	Unique Comp Inc.	TWO SQL ETL Dev.	01/23/2019	\$176,800	\$176,800		
		Competitive	Y	136430	SHI, Inc.	Embarcadero Enterprise Support	01/24/2019	\$16,829	\$16,829	\$16,829	\$16,829
		Competitive	Y	136980	Unique Comp Inc.	TWO Sr. Systems Admin.- Bhanu	02/08/2019	\$176,800	\$176,800		

NYSERDA PERIODIC CONTRACTS APPROVAL REPORT - 12/16/2018 to 3/15/2019

Category	Initiative	Type	Term > 1 Year	Contract ID	Contractor	Contract Description	Date	Committed this period	Committed to Date	Amt Paid this Period	Amt Paid to Date
PCMT	NYSERDA ADMINISTRATION	Competitive	Y	137225	Systems Management Planning, Inc.	Webex Services - 2019 2020	02/15/2019	\$19,011	\$19,011		
		Competitive	Y	137985	Unique Comp Inc.	TWO 1 Server Op's Support	03/12/2019	\$203,775	\$203,775		
		Discretionary	Y	131667	Network Experts of New York, Inc.	Helpdesk Technician - Campagna	09/24/2018	\$12,000	\$142,000	\$23,693	\$32,370
		Discretionary	Y	136005	ThunderCat Technology LLC	Jira Software User Count	01/11/2019	\$18,338	\$18,338	\$18,338	\$18,338
		Discretionary	Y	136601	ThunderCat Technology LLC	Jira Plug-in Licenses	01/29/2019	\$5,065	\$5,065	\$5,065	\$5,065
		Discretionary	Y	136882	ThunderCat Technology LLC	DocuSign - Subscription 19-20	02/06/2019	\$84,516	\$84,516		
		Discretionary	Y	137220	Bizodo Inc	Seamless Docs 2019 - 2020	02/15/2019	\$29,950	\$29,950		
		Discretionary	Y	137222	Systems Management Planning, Inc.	AeroHive Subscription 1 year	02/15/2019	\$5,414	\$5,414		
		Discretionary	Y	137436	Randstad North America, Inc.	Temporary NYSUN Coordinator	02/22/2019	\$112,476	\$112,476		
		Discretionary	Y	137480	ThunderCat Technology LLC	Precise Peoplesoft Software	02/25/2019	\$66,842	\$66,842		
		Discretionary	Y	137525	AmTrust North America Inc.	NYSERDA ADMINISTRATION	02/26/2019	\$42,000	\$42,000		
Off-Shore Wind Master Plan	Competitive	Y	104258	Sive Paget & Riesel PC	RFP 3300 & RFP 3776 Outside Co	09/27/2016	\$150,000	\$914,219	\$89,193	\$690,372	
OREC: Technical Support	Competitive	Y	123374	ABB, Incorporated	RFQL3685 Round 1	02/13/2018	\$236,500	\$236,500			
	Competitive	Y	134231	Merrimack Energy Group, Inc.	RFQL3926 Umbrella Contract	11/20/2018	\$65,000	\$65,000			
	Competitive	Y	134235	Power Advisory LLC	RFQL3926 Umbrella Contract	11/20/2018	\$65,000	\$65,000			
	Competitive	Y	134428	M.J. Beck Consulting LLC	RFQL3926 Umbrella Contract	11/27/2018	\$65,000	\$65,000			
OTHER PROGRAM AREA	Discretionary	Y	112570	Benchmark Printing, Inc.	Printing Services - EV Rebate	04/07/2017	\$5,000	\$29,500	\$3,296	\$27,214	
Real Time Enrgy Management	Competitive	Y	117928	Allegis Group Holdings Inc	Staff Augmentation Services	09/06/2017	\$14,638	\$992,405	\$143,165	\$358,772	
	Competitive	Y	117989	Arcadis of New York, Inc.	Staff Augmentation Services	09/08/2017	\$646,795	\$646,795	\$36,157	\$36,157	
REV Campus Challenge	Competitive	Y	121106	Meister Consultants Group, Inc.	REV Campus Challenge	11/29/2017	\$36,265	\$586,265	\$74,523	\$166,160	
	Competitive	Y	135754	Ecology and Environment Engineering, PC	Commercial Market Engagement	01/03/2019	\$266,950	\$266,950			
	Competitive	Y	137243	TRC Energy Services	SA TWO #19 - Amanda Trombly	02/19/2019	\$269,178	\$269,178			
SARATOGA TECHNOLOGY & ENER..	Competitive	Y	104265	Harris Beach PLLC	RFP 3300 Outside Counsel Servi	09/27/2016	\$10,000	\$124,606		\$95,117	
Subscription/Data Access	Discretionary	Y	135794	American Council for an Energy Efficient	Research Support for NYSERDA	01/04/2019	\$50,000	\$50,000			
Technical Services	Competitive	Y	136881	L&S Energy Services, Inc.	Tech Review - OsEM	02/06/2019	\$100,522	\$100,522			
WEST VALLEY DEVELOPMENT PROGRAM	Competitive	Y	69474	Seven Springs West LLC	Operations and Maintenance Sup	07/22/2015	\$700,000	\$3,110,000	\$13,238	\$2,269,160	
	Competitive	Y	104075	Enercon Services Inc	RFP 3305 Licence Consultation	09/21/2016	\$19,483	\$372,676		\$325,577	
Workforce Industry Partnership	Competitive	Y	104544	Research Into Action, Inc.	RFQ3183 Umbrella Agreement	10/05/2016	\$139,647	\$646,859	\$9,845	\$394,654	
PGRM	FLEXIBLE TECHNICAL ASSISTANCE	Competitive	Y	37376	L&S Energy Services, Inc.	Technical Review and Program S	11/15/2013	\$31,530	\$3,064,864	\$123,472	\$2,031,930

NYSDERDA PERIODIC CONTRACTS APPROVAL REPORT - 12/16/2018 to 3/15/2019

Category	Initiative	Type	Term > 1 Year	Contract ID	Contractor	Contract Description	Date	Committed this period	Committed to Date	Amt Paid this Period	Amt Paid to Date
PGRM	INDUSTRIAL PROCESS EFFICIENCY	Competitive	Y	37383	CHA Consulting Inc.	Technical Review and Program S	11/15/2013	\$117,057	\$4,516,324	\$160,329	\$3,173,776
	REC:CES REC Contracts	Competitive	Y	134729	PPM Roaring Brook, LLC	REC:CES REC Contracts	12/04/2018	\$118,949,065	\$118,949,065		
		Competitive	Y	134730	Mohawk Solar LLC	REC:CES REC Contracts	12/04/2018	\$98,332,809	\$98,332,809		
		Competitive	Y	135134	Morris Ridge Solar Energy Center, LLC	Morris Ridge Solar	12/13/2018	\$99,364,518	\$99,364,518		
		Competitive	Y	135427	Apex Clean Energy Holdings, LLC	Heritage Wind, LLC	12/20/2018	\$197,839,368	\$197,839,368		
Grand Total								\$529,259,998	\$570,419,277	\$3,582,612	\$28,850,378

NYSERDA PERIODIC CONTRACTS APPROVAL REPORT: Contractor Addresses - 12/16/2018 to 3/15/2019

Contractor	SupplierAddress	SupplierCity	SupplierState	SupplierZipCode	Business Type	WBE	MBE	SDVOB	SBE
ABB, Incorporated	901 Main Campus Drive, Ste300	Raleigh	NC	27606	FSBE				
Allegis Group Holdings Inc	d/b/a EASI, LLC	Hanover	MD	21076	FSBE				
American Council for an Energy Efficient	529 14th Street, NW Suite 600	Washington	DC	20045	FSBE				
AmTrust North America Inc.	800 Superior Ave, E Floor 20	Cleveland	OH	44114	FSBE				
Apex Clean Energy Holdings, LLC	Heritage Wind, LLC	Charlottesville	VA	22902	FSBE				
Arcadis of New York, Inc.	6723 Towpath Rd	Syracuse	NY	13214	NYSBE				
Benchmark Printing, Inc.	1890 Maxon Rd Ext	Schenectady	NY	12308-1140	NYSBE				
Bergmann Associates	200 First Federal Plaza, 28 East Main St	Rochester	NY	14614	NYSBE				
Bizodo Inc	30 Vandam St. Fl2	New York	NY	10013	NYSBE				
CHA Consulting Inc.	3 Winners Circle	Albany	NY	12205	NYSBE				
CLEAResult Consulting, Inc.	4301 Westbank Dr., A-150	Austin	TX	78746	FSBE				
DNV GL Energy Insights USA Inc.	1400 Ravello Drive	Katy	TX	77449	FSBE				
Ecology and Environment Engineering, PC	368 Pleasant View Drive	Lancaster	NY	14086	NYSBE				
EME Consulting Engineering Group, LLC	129 West 27th Street	New York	NY	10001	NYSBE				
Enercon Services Inc	500 Town Park Lane	Kennesaw	GA	30144	FSBE				
Energetics, Incorporated	7075 Samuel Morse Drive	Columbia	MD	21046	FSBE				
Ensave, Inc.	65 Millett Street, Suite #105	Richmond	VT	05477	FSBE				
Harris Beach PLLC	99 Garnsey Road	Pittsford	NY	14534	NYSBE				
Hodgson Russ LLP	The Guaranty Building	Buffalo	NY	14202	NYSBE				
Industrial Economics, Incorporated	2067 Massachusetts Avenue	Cambridge	MA	02140	FSBE				
L&S Energy Services, Inc.	58 Clifton Country Road	Clifton Park	NY	12065	NYSBE				
Loeb & Loeb LLP	345 Park Avenue	New York	NY	10154	NYSBE				
M.J. Beck Consulting LLC	111 Rockingham Rd	Cherry Hill	NJ	08034	FSBE				
Meister Consultants Group, Inc.	One Center Plaza, Ste 320	Boston	MA	02108	FSBE				
Merrimack Energy Group, Inc.	26 Shipway Place	Charlestown	MA	02129	FSBE				
Mohawk Solar LLC	1125 NW Couch Street	Portland	OR	97209	FSBE				
Morris Ridge Solar Energy Center, LLC	15445 Innovation Drive	San Diego	CA	92128	FSBE				
Navigant Consulting Inc.	30 S. Wacker Dr.	Chicago	IL	60606-7444	FSBE				
Network Experts of New York, Inc.	407 Vesper Court	Slingerlands	NY	12159	NYSBE	X	X		
Nixon Peabody LLP	437 Madison Avenue	New York	NY	10022	NYSBE				

NYSERDA PERIODIC CONTRACTS APPROVAL REPORT: Contractor Addresses - 12/16/2018 to 3/15/2019

Contractor	SupplierAddress	SupplierCity	SupplierState	SupplierZipCode	Business Type	WBE	MBE	SDVOB	SBE
Oracle America, Inc.	PO Box 203448	Dallas	TX	75320-3448	FSBE				
Power Advisory LLC	212 Thoreau Street	Concord	MA	01742	FSBE				
PPM Roaring Brook, LLC	1125 NW Couch Street	Portland	OR	97209	FSBE				
Praveen Amar	119 Simonds Road	Lexington	MA	02420	FSBE				
Randstad North America, Inc.	d/b/a Accustaff	Carol Stream	IL	60132-2084	FSBE	X			
Research Into Action, Inc.	3934 NE MLK Boulevard	Portland	OR	97212	FSBE	X			
Seven Springs West LLC	7186 Peters Road	Springville	NY	14141	NYSBE	X			
SHI, Inc.	P.O. Box 952121	Dallas	TX	75395	FSBE				
Sive Paget & Riesel PC	560 Lexington Ave., Floor 15	New York	NY	10022-1994	NYSBE				
Systems Management Planning, Inc.	1020 John St	West Henrietta	NY	14586	NYSBE				
Tech Valley Talent, LLC	c/o Millennium Funding	Atlanta	GA	31193-5587	FSBE	X			
The Cadmus Group, LLC	100 5th Ave., Ste 100	Waltham	MA	02451	FSBE				
ThunderCat Technology LLC	1925 Isaac Newton Square	Reston	VA	20190	FSBE			X	
TRC Energy Services	21 Griffin Rd North	Windsor	CT	06095	FSBE				
Unique Comp Inc.	2708 42nd Road	Long Island City	NY	11101	NYSBE	X	X		
Willdan Energy Solutions	Wall Street Plaza	New York	NY	10005	NYSBE				

NYSDA PERIODIC CONTRACTS APPROVAL REPORT: Anticipated Contracts - 12/16/2018 to 3/15/2019

Category	Type	Term > 1 Year	Contract ID	Contractor	Contract Description	Reason	Date	Anticipated Amount	Total Contract Amount
PCMT	Competitive	Y	20896	Bergmann Associates	STEP Engineering, Design and C	Added New Tasks	10/19/2010	\$31,000	\$204,350
	Competitive	Y	37380	CDH Energy Corporation	Technical Review and Program S	Added New Tasks	11/15/2013	\$12,000	\$923,255
	Competitive	Y	39069	Loeb & Loeb LLP	Green Bank Outside Legal Couns	Added New Tasks	01/21/2014	\$85,790	\$669,424
	Competitive	Y	46973A	DNV GL Energy Services USA Inc.	Outside Technical Eng. Srv.	Added New Tasks	05/06/2015	\$43,010	\$81,730
	Competitive	Y	62858	Marshall & Sterling, Inc.	Property Liability and Other	Extend Contract Term	04/20/2015	\$346,844	\$1,401,882
	Competitive	Y	70333	Cornell University	76West Building a Clean Energy	Added New Tasks	08/03/2015	\$15,755	\$4,648,668
	Competitive	Y	85025	Tech Valley Talent, LLC	RFP3143 Umbrella Agreement	Added New Tasks	12/18/2015	\$98,438	\$6,275,308
	Competitive	Y	98840	KPMG LLP	Audit Services	Added New Tasks	05/24/2016	\$14,960	\$547,960
	Competitive	Y	104265	Harris Beach PLLC	RFP 3300 Outside Counsel Servi	Added New Tasks	09/27/2016	\$10,000	\$134,606
	Competitive	Y	107762	Rosenblum Property Services, LLC	STEP Property Mgmt Services	Added New Tasks	12/07/2016	\$194,000	\$676,685
	Competitive	Y	117924	Willdan Energy Solutions	Staff Augmentation Services	Added New Tasks	09/06/2017	\$164,409	\$621,968
	Competitive	Y	117926	TRC Energy Services	Staff Augmentation Services	Added New Tasks	09/06/2017	\$3,995,043	\$8,814,100
	Competitive	Y	117928	Allegis Group Holdings Inc	Staff Augmentation Services	Added New Tasks	09/06/2017	\$183,006	\$1,175,411
	Competitive	Y	126362	Moelis & Company Group LP	3PC raise advisory Services	Added New Tasks	05/01/2018	\$100,000	\$850,000
	Competitive	Y	129931	The Cadmus Group, LLC	RFP3916 Res Bldg Stock Assessm	New Agreement	08/09/2018	\$109,662	\$2,035,881
	Competitive	Y	134906	New York Power Authority,	RTEM Data Store	New Agreement	12/07/2018	\$1,500,000	\$1,500,000
	Competitive	Y	137240	EME Consulting Engineering Group, LLC	SA.038A_TWO #7 - New Con		02/19/2019	\$530,043	\$798,543
	Competitive	Y	137565	Systems Management Planning, Inc.	VMWare Airwatch 2019 - 2020	New Agreement	02/27/2019	\$6,439	\$6,439
	Competitive	Y	137653	Rochester Institute of Technology	REV CC ETL_Rd. 2	New Agreement	03/04/2019	\$999,664	\$999,664
	Competitive	Y	137759	Kelliher Samets Volk	TWO 27: 2019 SEP Marketing	New Agreement	03/06/2019	\$250,000	\$250,000
	Competitive	Y	137992	Center for Sustainable Energy	TWO #3 - Drive Clean Program	Added New Tasks	03/12/2019	\$1,331,278	\$1,331,278
	Competitive	Y	138056	Gartner Inc.	Gartner Services 2019-2020	New Agreement	03/13/2019	\$55,356	\$55,356
	Competitive	Y	138079	SHI, Inc.	Adobe Creative Cloud Licenses	New Agreement	03/14/2019	\$12,312	\$12,312
	Competitive	Y	138080	SHI, Inc.	Adobe Acrobat Pro DC - 1 yr.	New Agreement	03/14/2019	\$48,064	\$48,064
	Discretionary	Y	34356	U.S. Geological Survey (Troy).	ALTM Stream Monitoring	Added New Tasks	08/07/2013	\$44,600	\$644,815
	Discretionary	Y	133472	ThunderCat Technology LLC	Atlassian (Jira) - Phase 1	Added New Tasks	11/02/2018	\$94,567	\$199,875
	Non-Competitive	Y	29226	Taitem Engineering, P.C.	MEPP Quality Assurance Contrac	Exercising Option to Renew	09/17/2012	\$219,336	\$2,758,875
Non-Competitive	Y	41690A	Level 3 Communications, LLC	NYSDA ADMINISTRATION		03/02/2016	\$49,999	\$329,734	
Non-Competitive	Y	67434	Pratt Institute Center for Community & E	Pratt Standardized Retrofit	New Agreement	06/18/2015	\$997,932	\$997,932	
Non-Competitive	Y	125834	Level 3 Communications, LLC	NYSDA ADMINISTRATION	Added New Tasks	04/17/2018	\$216,000	\$265,999	
Non-Competitive	Y	138090	General Electric International Inc	GE MAPS Software	New Agreement	03/15/2019	\$391,500	\$391,500	
PGRM	Competitive	Y	37383	CHA Consulting Inc.	Technical Review and Program S	Added New Tasks	11/15/2013	\$23,000	\$4,539,324

NYSERDA PERIODIC CONTRACTS APPROVAL REPORT: Anticipated Contracts - 12/16/2018 to 3/15/2019

Category	Type	Term > 1 Year	Contract ID	Contractor	Contract Description	Reason	Date	Anticipated Amount	Total Contract Amount
PGRM	Competitive	Y	57271	Energy Improvement Corporation	CGC39896 - EIC	Exercising Option to Renew	01/21/2015	\$286,645	\$4,828,885
	Competitive	Y	100030	50 HYMC Owner LLC	NCP15018-50 HudsonYards-OFLT	New Agreement	06/22/2016	\$3,250,000	\$3,250,000
	Competitive	Y	131209	Borrego Solar Systems, Inc.	NY Sun	Added New Tasks	09/12/2018	\$1,536,500	\$3,288,250
	Competitive	Y	132541	RED Rochester	RED C&I Carbon Challenge	New Agreement	10/15/2018	\$5,000,000	\$5,000,000
	Competitive	Y	134570	Calpine Corporation	REC:CES REC Contracts	New Agreement	12/03/2018	\$137,079,080	\$137,079,080
	Competitive	Y	134731	ELP Stillwater Solar LLC	REC:CES REC Contracts	New Agreement	12/04/2018	\$16,708,475	\$16,708,475
	Competitive	Y	134732	Hannacroix Solar Facility LLC	REC:CES REC Contracts	New Agreement	12/04/2018	\$5,460,400	\$5,460,400
	Competitive	Y	135312	Watkins Glen Solar Energy Center, LLC	Watkins Glen Solar Energy Cntr	New Agreement	12/18/2018	\$43,413,832	\$43,413,832
	Competitive	Y	135313	Trelina Solar Energy Center LLC	North Light Energy Center	New Agreement	12/18/2018	\$63,753,997	\$63,753,997
	Competitive	Y	135315	Excelsior Energy Center, LLC	Excelsior Energy Center	New Agreement	12/18/2018	\$239,959,044	\$239,959,044
	Competitive	Y	135429	Invenergy Solar Development North Americ	Horseshoe Solar	New Agreement	12/20/2018	\$174,449,410	\$174,449,410
	Competitive	Y	135621	Silver Lake Solar LLC	Silver Lake Solar	New Agreement	12/28/2018	\$19,252,800	\$19,252,800
	Competitive	Y	135627	Empire State Solar, LLC	Manchester Solar	New Agreement	12/28/2018	\$17,134,785	\$17,134,785
	Non-Competitive	Y	134735	Energy Improvement Corporation	EIC PACE financing program	Added New Tasks	12/04/2018	\$500,000	\$1,000,000
Grand Total								\$739,958,973	\$778,769,893

NYSERDA PERIODIC CONTRACTS APPROVAL REPORT: Section 1
Summary - 12/16/2018 to 3/15/2019

Category	Report Type	Type	Count of Contracts	Committed this period
PGRM	Program	Competitive	464	\$620,057,689
		Discretionary	4	\$334,987
		Non-Competitive	1	\$500,000
Total			469	\$620,892,675
Grand Total			469	\$620,892,675

Section 1 Summary - Percentages

% Contract Counts Competitively	% of \$Committed this period Competitively
99.78%	99.92%

NYSERDA PERIODIC PROGRAM REPORT

12/16/2018 to 3/15/2019

Table: All Market Focus Committed this Period

MarketFocus	Count of Contracts	Committed this period
	56	\$5,006,369
Agriculture	6	\$88,036
Building Innovation	6	\$1,142,186
Clean Trans (Innov & Research)	5	\$805,282
Codes	1	\$250,000
Combined Heat & Power	6	\$598,680
Commercial	62	\$5,003,736
Communities and Local Governme	17	\$1,554,789
Energy Storage	2	\$229,400
Energy-RItd Environmental Res	1	\$35,854
Fuel Cells	1	\$288,750
Green Jobs-Green NY	2	\$800,000
Grid Modernization	4	\$3,720,000
Industrial	52	\$5,826,677
Innovation	3	\$875,000
Large Scale Renewables	7	\$515,059,441
LMI	37	\$4,522,100
Mkt Char & Design (Mkt Dev)	3	\$323,933
Multifamily (Mkt Rate Only)	1	\$48,000
New Construction	34	\$2,849,109
NY-Sun	170	\$68,204,684

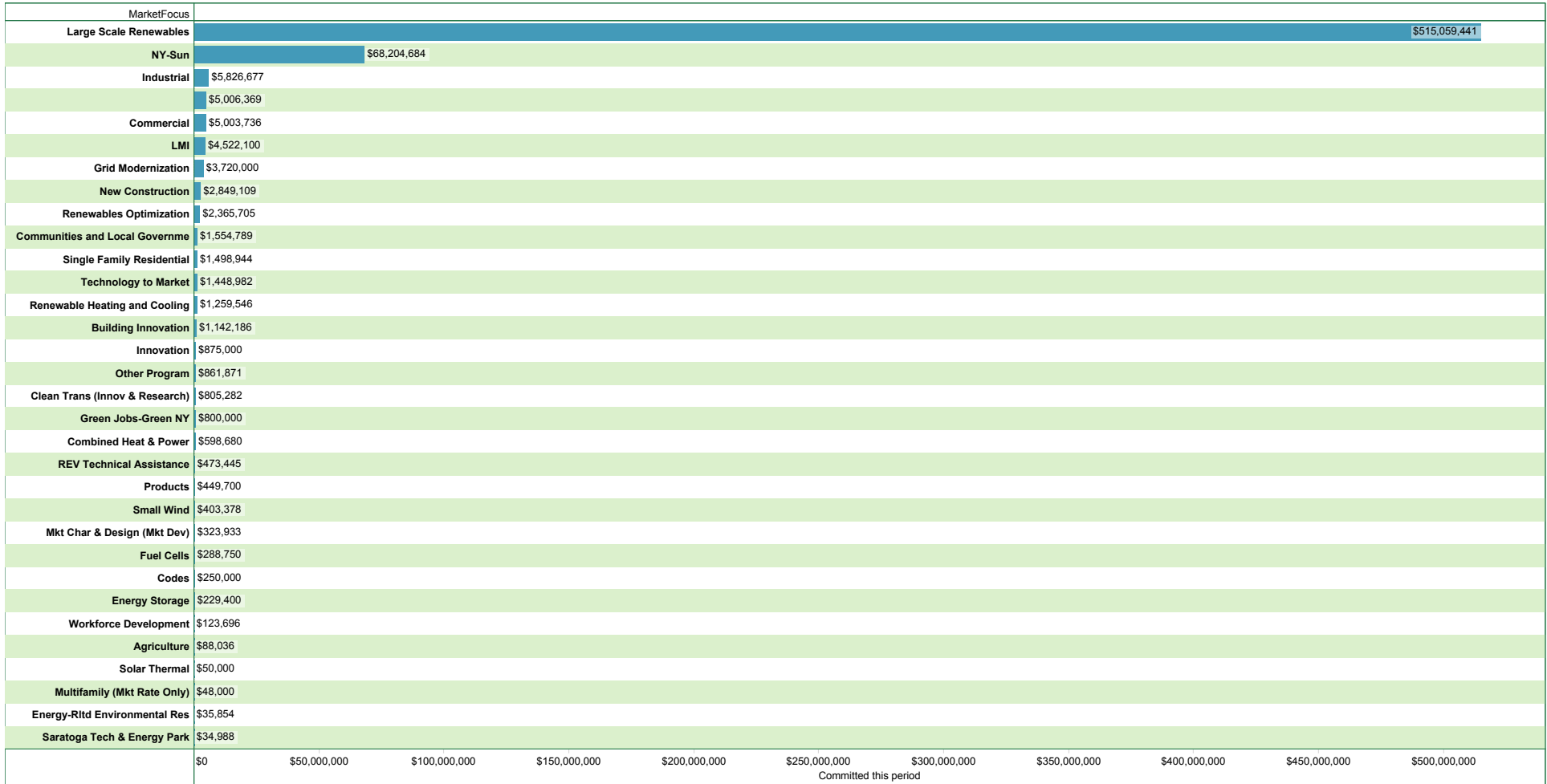
NYSERDA PERIODIC PROGRAM REPORT

12/16/2018 to 3/15/2019

Table: All Market Focus Committed this Period

MarketFocus	Count of Contracts	Committed this period
Other Program	1	\$861,871
Products	2	\$449,700
Renewable Heating and Cooling	20	\$1,259,546
Renewables Optimization	5	\$2,365,705
REV Technical Assistance	1	\$473,445
Saratoga Tech & Energy Park	1	\$34,988
Single Family Residential	4	\$1,498,944
Small Wind	6	\$403,378
Solar Thermal	1	\$50,000
Technology to Market	8	\$1,448,982
Workforce Development	16	\$123,696
Grand Total	541	\$626,202,281

NYSDERDA PERIODIC PROGRAM REPORT
 12/16/2018 to 3/15/2019
 Graph: All Market Focus Committed this Period



NYSDA PERIODIC PROGRAM REPORT
12/16/2018 to 3/15/2019
Table: By REDC Region and County

REDC Region	County	Count of Contracts	Committed this period
Capital Region	Albany	18	\$1,766,028
	Columbia	5	\$85,121
	Greene	2	\$970,394
	Rensselaer	7	\$870,132
	Saratoga	7	\$4,393,608
	Schenectady	10	\$6,270,436
	Warren	5	\$124,577
	Washington	2	\$7,580
	Total	56	\$14,487,875
Central New York	Cayuga	5	\$113,860
	Cortland	3	\$141,172
	Madison	4	\$1,735,354
	Onondaga	8	\$261,072
	Oswego	3	\$1,023,824
	Total	23	\$3,275,282
Finger Lakes	Genesee	5	\$1,796,686
	Livingston	1	\$99,364,518
	Monroe	21	\$3,009,011
	Ontario	19	\$1,513,856
	Orleans	2	\$199,140,566
	Wayne	4	\$481,526

NYSERDA PERIODIC PROGRAM REPORT
12/16/2018 to 3/15/2019
Table: By REDC Region and County

REDC Region	County	Count of Contracts	Committed this period
Finger Lakes	Wyoming	1	\$2,500
	Yates	1	\$2,500
	Total	54	\$305,311,163
Long Island	Nassau	5	\$419,585
	Suffolk	9	\$407,324
	Total	14	\$826,909
Mid-Hudson	Dutchess	15	\$1,178,506
	Orange	22	\$7,704,549
	Putnam	1	\$10,694
	Rockland	13	\$144,922
	Sullivan	5	\$2,767,650
	Ulster	11	\$1,965,738
	Westchester	26	\$4,284,424
	Total	93	\$18,056,483
Mohawk Valley	Fulton	3	\$1,344,845
	Herkimer	2	\$726,780
	Montgomery	3	\$99,297,151
	Oneida	14	\$725,382
	Otsego	3	\$1,392,681
	Schoharie	4	\$861,163
	Total	29	\$104,348,002

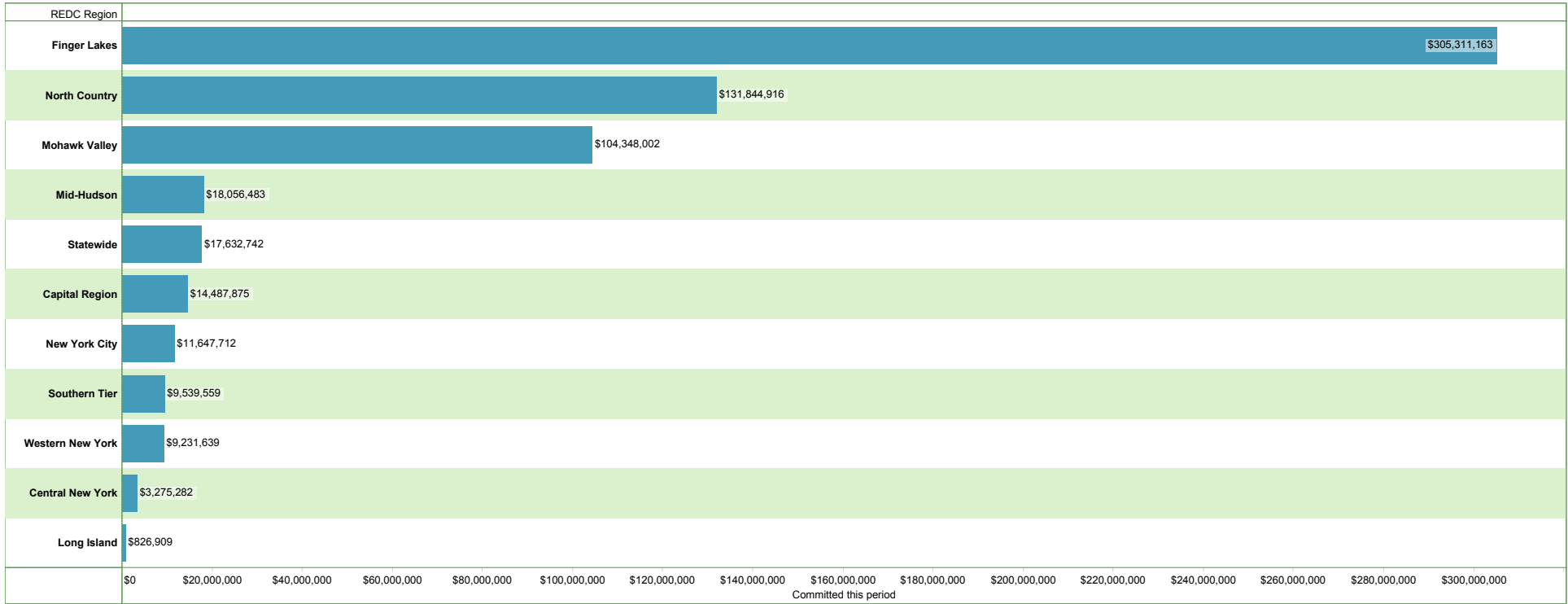
NYSERDA PERIODIC PROGRAM REPORT
12/16/2018 to 3/15/2019
Table: By REDC Region and County

REDC Region	County	Count of Contracts	Committed this period
New York City	Bronx	31	\$4,243,550
	Kings	25	\$1,667,342
	New York	50	\$4,327,047
	Queens	25	\$1,279,650
	Richmond	3	\$130,123
	Total	134	\$11,647,712
North Country	Clinton	3	\$1,157,619
	Essex	3	\$69,027
	Franklin	5	\$3,531,674
	Jefferson	10	\$8,051,387
	Lewis	2	\$118,951,565
	St. Lawrence	6	\$83,643
	Total	29	\$131,844,916
Southern Tier	Broome	11	\$362,498
	Chemung	2	\$1,288,672
	Chenango	9	\$46,836
	Delaware	6	\$2,321,670
	Schuyler	2	\$159,011
	Steuben	3	\$240,298
	Tioga	5	\$4,836,859
	Tompkins	5	\$283,716

NYSERDA PERIODIC PROGRAM REPORT
12/16/2018 to 3/15/2019
Table: By REDC Region and County

REDC Region	County	Count of Contracts	Committed this period
Southern Tier	Total	43	\$9,539,559
	STATEWIDE	61	\$17,632,742
Statewide	Total	61	\$17,632,742
	Allegany	2	\$17,349
Western New York	Cattaraugus	5	\$1,674,090
	Chautauqua	2	\$8,478
	Erie	26	\$2,995,871
	Niagara	7	\$4,535,851
	Total	42	\$9,231,639
	Grand Total		578


NYSERDA PERIODIC PROGRAM REPORT
12/16/2018 to 3/15/2019
Graph: By REDC Region



NYSERDA PERIODIC PROGRAM REPORT
12/16/2018 to 3/15/2019
Table: By Electric Utility

Electric Utility	Count of Contracts	Committed this period
Central Hudson Gas and Electric	30	\$4,140,692
Consolidated Edison	153	\$14,091,979
Long Island Power Authority	14	\$826,909
Municipal Utilities	1	\$21,000
National Grid	127	\$458,853,188
NYS Electric and Gas	93	\$21,693,321
Orange and Rockland Utilities	33	\$6,341,259
Rochester Gas and Electric	34	\$102,551,191
SHERRILL	1	\$50,000
Statewide	61	\$17,632,742
Grand Total	547	\$626,202,281

NYSDA PERIODIC PROGRAM REPORT 12/16/2018 to 3/15/2019

Committed this period
3K  20,000K

